


ENG

invest
FOR EXCEL



Capital budgeting made easy!



About DataPartner

DataPartner is a leading provider of software solutions for [capital budgeting](#), [financial modelling and valuation](#), and also provides consulting services and training programs in these areas. We were founded in 1987, and our solutions are used worldwide by organizations of all sizes and representing diverse industries – including multinational corporations and small to medium sized enterprises.

We help to develop consistent cash flow models, with the ultimate goal to enable confident decisions regarding capital deployment.

Our solutions are used in many areas – investment appraisals, business planning, project feasibility studies and any kind of situation that requires profitability analysis. The broad spectrum of our Customers illustrates our ability to address specific requirements in capital budgeting processes in a universal way.



	Nominal	Pi
Present value of business cash flows		
± PV of operative cash flow	5,709,599	
± PV of residual value	492,742	
Present value of business cash flows	6,156,341	
- Present value of reinvestments	0	€
Total Present Value (PV)	6,156,341	
Investment proposal	Nominal	Pi
- Proposed investments in assets	-4,950,000	-4,950,000
+ Investment subventions	0	€
Investment proposal	-4,950,000	-4,950,000
Net Present Value (NPV)	1,206,341	
NPV as a monthly annuity	15,751	
Internal Rate of Return (IRR)	14.69%	
Modified Internal Rate of Return (MIRR)	12.59%	
Profitability Index (Pi)	1.24	
Discount time (years)	8.1	



We have over 30 years of comprehensive experience, which ensures our solutions incorporate best practices whilst also meeting individual requirements in modelling any type of business.

DataPartner also provides SharePoint solutions such as a web-based system for investment portfolio management, making it easy for multiple users to collaborate on investment projects and providing structure and order in the administration of capital expenditures.

Our solutions are designed to support corporate governance and compliance, speed up cash flow modelling, and provide a reliable basis for strategic decisions regarding capital expenditures that help our Customers achieve their goals.

DataPartner is a certified Microsoft Partner.

About Invest for Excel®

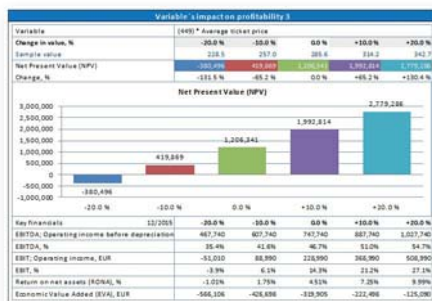
DataPartner's software solution for capital budgeting, Invest for Excel®, is used as the corporate standard at over 1.500 organizations in more than 50 countries worldwide. The software applies the time value of money concept and returns profitability measures based on discounted cash flows.

Invest for Excel® is programmed in Microsoft Excel, the most popular spreadsheet for financial modelling, which provides users with a large degree of flexibility and familiarity in creating their calculations.

It helps management, business consultants, finance professionals, investment analysts and controllers in developing cash flow models, but it's use is not limited to these areas. Production personnel, marketing managers, or project coordinators can be easily involved in the investment calculations as the program guides users through the process step by step.

Invest for Excel® has a wide range of reports, financial statements and features for what-if analysis, comparisons, consolidations and more, which makes it a powerful yet still simple tool to use. More importantly, it introduces a calculation standard that enhances confidence in analysis and enables selection of the optimum investment alternative.

Invest for Excel® provides the answer as to whether the investment idea, business plan or project is worth pursuing!



Application areas of Invest for Excel®

- ▶ Capital budgeting
- ▶ Cash flow modelling
- ▶ Investment appraisals
- ▶ Valuation (acquisitions, divestments and mergers)
- ▶ Impairment testing
- ▶ Business planning and strategy
- ▶ Profitability analysis of projects
- ▶ Project financing
- ▶ Post-audit of investment projects
- ▶ Liquidity planning
- ▶ Restructuring
- ▶ Outsourcing
- ▶ Life-cycle costing
- ▶ Expansion, innovation, business development

Examples of industries, where Invest for Excel® is implemented

- ▶ Automotive
- ▶ Banking, insurance and finance
- ▶ Chemicals
- ▶ Consulting and engineering
- ▶ Electricity and heating
- ▶ Food and beverages Healthcare
- ▶ Manufacturing
- ▶ Metals and metal products
- ▶ Mining and quarrying
- ▶ Oil and gas
- ▶ Post and telecommunications
- ▶ Public administration
- ▶ Pulp and paper
- ▶ Real Estate Development and Management
- ▶ Retail and wholesale
- ▶ Transport and logistics

The flexibility of Invest for Excel® enables easy modelling of any type of business

Large organizations can streamline the analytical process leading to investment decisions. Invest for Excel® can be used in various departments to develop competent cash flow modelling without limiting it to finance and investment professionals.

Small and medium-sized companies can plan investments more efficiently through quick, reliable and transparent calculations.

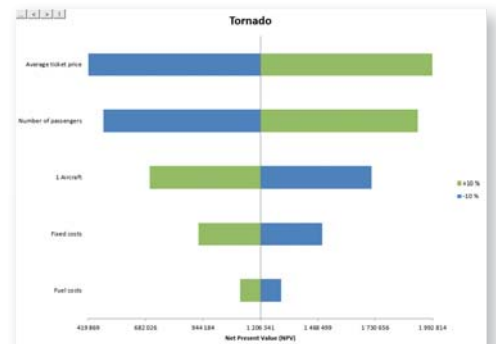
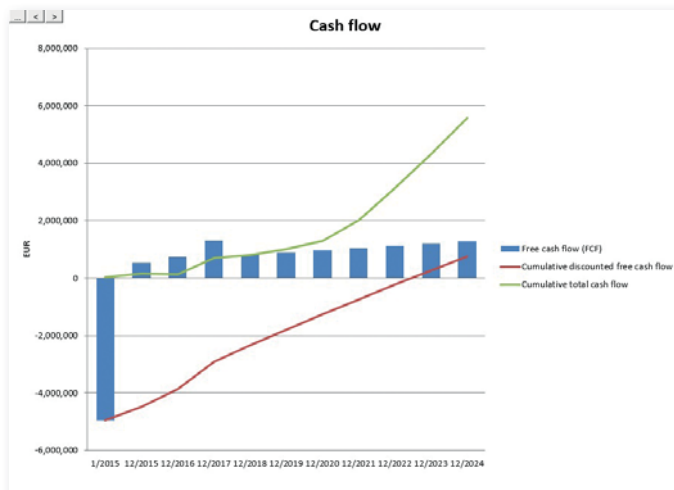
Investors can get a clearer view on the profitability and risks of business opportunities.

To the public sector, Invest for Excel® is a long-awaited tool for creating investment proposals and subvention applications that are in line with required guidelines.

Key functions

Invest for Excel® is capable of instantly performing complex analysis across a broad range of areas. Benefit from ready-to-go, "on click" functionality:

- ▶ profitability analysis
- ▶ comparison tables consolidation
- ▶ margin calculation break-even function
- ▶ investment proposal sensitivity analysis
- ▶ financial statements (Income statement, Cash flow statement, Balance sheet)
- ▶ IFRS reports.



Benefits of Invest for Excel®

▶ Step-by-step guidance to creating investment calculations

Take advantage of Invest for Excel® and reach key results faster! Evaluate profitability; compare various investment scenarios or alternative projects. Conduct sensitivity analysis – what if investment expenditures increase, income falls, or the discounting rate changes? Calculate the break-even for various parameters and find out what is the marginal effect of the investment relative to the initial scenario. Finally, model financing options and prepare an investment proposal.

▶ Corporate compliance

Invest for Excel® adds significant value to corporate compliance by allowing personnel to conform to a clearly defined specification or policy. The result of an Invest for Excel® implementation is the unification of investment profitability analysis. You will create an effective investment process that allows the selection of the best projects for realization.

▶ Best practices and knowledge in financial modelling assured

Users are not required to possess in-depth knowledge of spreadsheets or calculating financial indicators – such know-how is already incorporated into Invest for Excel®. The co-operation between finance professionals and engineers is improved, and the process of reviewing investment requests is a lot easier for decision makers.

▶ Confidence from correct formulas

The result formulas in Invest for Excel® are protected from modification, increasing the security of your calculations.



▶ Flexibility in modelling of any type of business

The software is standardised, but you can tailor the model to suit any type of business or requirements.

▶ Quick and cost-free implementation

Just install Invest for Excel® on a work-station or a network server and it is ready to use! As Invest for Excel® is programmed in the Microsoft Excel environment, it is fast to learn. You can use it as a stand-alone solution or combine it with other Excel calculations.

▶ Professional reporting

Invest for Invest for Excel® provides a range of financial reports and statements – from profitability analysis to reports in line with international accounting standards.

▶ Help desk support and training programs

Training programs, user support, and software updates are included in the basic maintenance services, providing Invest for Excel® users with high-quality assistance in their capital budgeting activities.

Invest for Excel® software editions

Invest for Excel® is available in 4 editions – from most to least advanced: Enterprise, Pro, Standard and Lite. It includes several language versions that can be switched while working: English, German, Spanish, Swedish, Finnish, Polish and Russian, which brings additional value for international business activity.

Invest for Excel® functionality	Enterprise	Pro	Standard	Lite
Flexible definition of investment calculation: calculation term, length of interval periods (1, 2, 3, 4, 6, 12 months), discounting rate, taxes and more	■	■	■	■
Specification of capital expenditures with a selection of depreciation methods and options for residual value	■	■	■	■
Income statement	■	■	■	■
Working capital calculation	■	■	■	■
Cash flow statement	■	■	■	■
Profitability Analysis Report including investment profitability indicators such as NPV, IRR, payback, RONA, EVA, DCVA and more	■	■	■	■
A variety of sensitivity analysis in the form of charts and report tables	■	■	■	■
Break-even function on any input variable	■	■	■	■
Comparison of various investments	■	■	■	
Margin calculation (the marginal effect of an investment as compared to status quo, for example used in modernization projects)	■	■	■	
Function for creating customized charts and sensitivity analysis	■	■	■	
Modelling rows can be categorized into 3 levels of hierarchy specification	■	■	■	
Balance sheet	■	■		
Investment proposal	■	■		
Currency conversion function	■	■		
Language change function (English, German, Spanish, Swedish, Finnish, Polish, Russian)	■	■		
Locking of calculation files (partial/full)	■	■		
Customization of headings, rows, and key ratios	■	■		
Rolling of forecast periods	■	■		
Monte Carlo Simulation	■	■		
Financing module	■			
Consolidation of projects and businesses, including eliminations	■			
IFRS and US GAAP impairment test	■			
Valuation for acquisitions, mergers, and sales of businesses	■			
Perpetuity (going concern) and extrapolation	■			
Profitability calculation based on Free Cash Flow to Equity (FCFE)	■			
Integration with Microsoft Office SharePoint Server (MOSS)	■			

System requirements:

Microsoft Windows XP, Vista, Windows 7, Windows 8 or Windows 10

Microsoft Excel 2007, 2010, 2013 or 2016

Are you interested to find out how Invest for Excel® suits your needs?
Please contact us and find out more!



Datapartner Oy

Raatihuoneenkatu 8 A
06100 Porvoo
Finland

Tel.: +358 19 54 10 100

Fax: +358 19 54 10 111

E-mail: datapartner@datapartner.fi

Website: www.investforexcel.com

Your partner:



Visit us!